
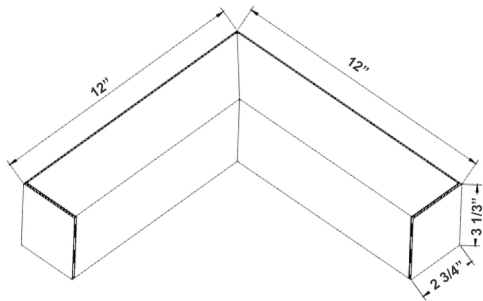


SCX1F & 2F Architectural Linkable Lights



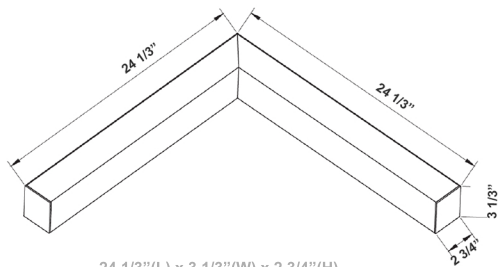
A.



12"(L) x 3 1/3"(W) x 2 3/4"(H)



B.



24 1/3"(L) x 3 1/3"(W) x 2 3/4"(H)

Wattage

20W / 40W

Voltage Input

120-277V AC
50/60Hz

Efficacy

110-120 LPW

Dimming

0~10V Dimmable

Finish

Aluminum Housing & Low Profile Modern Design
Matte White Finish

Beam Angles

 104.8°(H)

 100.5°(V)

Color Temperatures

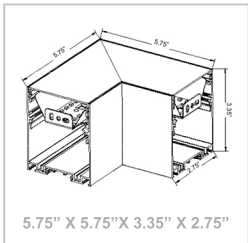

 3000K  3500K  4000K  5000K

Features



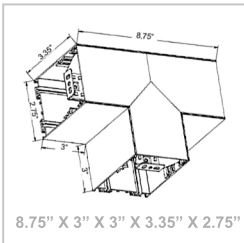
Catalog No.	Fig.
SCX-L1FT-20W-MCT4-D	A.
SCX-L2FT-40W-MCT4-D	B.

Modules for SCX Series



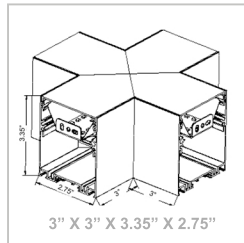

L-Shaped Module

Catalog No.
SCX-L-MCT4



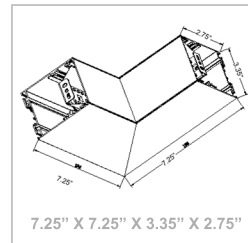

T-Shaped Module

Catalog No.
SCX-T-MCT4



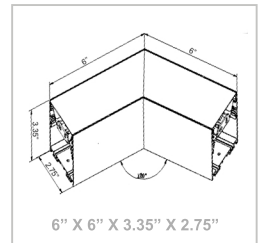
X-Shaped Module

Catalog No.
SCX-X-MCT4



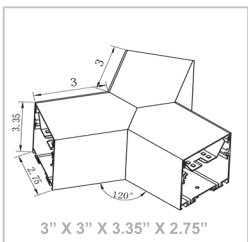

Inside Corner Module

Catalog No.
SCX-IC-MCT4



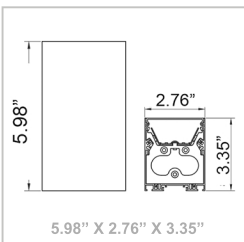
120° Corner Module

Catalog No.
SCX-C120-MCT4



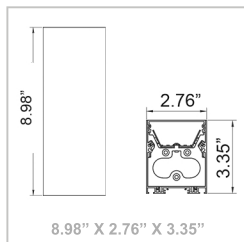
Y-Shaped Corner

Catalog No.
SCX-Y-MCT4



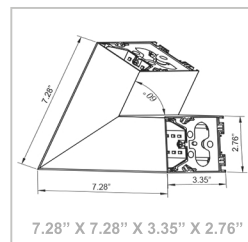

6-Inch Module

Catalog No.
SCX-6IN-MCT4



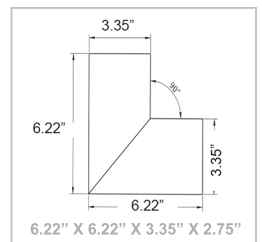

9-Inch Module

Catalog No.
SCX-9IN-MCT4



60° Corner Module

Catalog No.
SCX-C60-MCT4



Outside Corner

Catalog No.
SCX-OC-MCT4